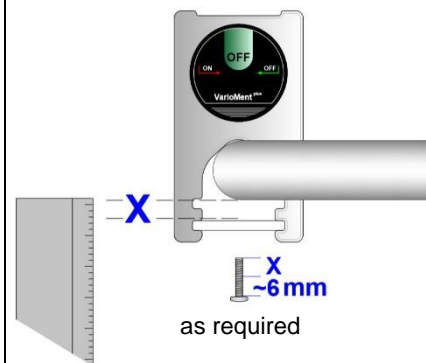
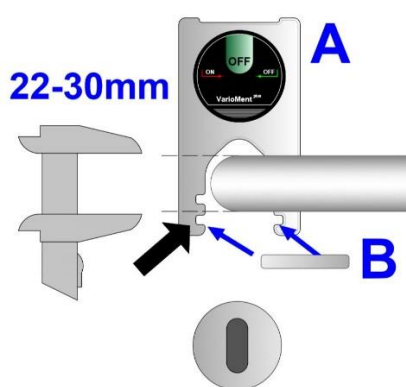
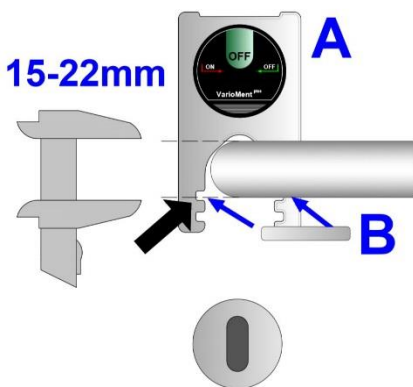


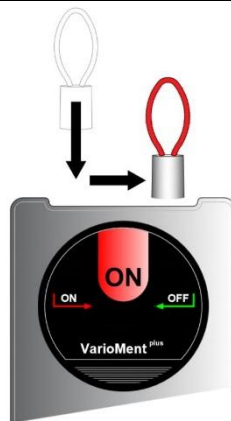
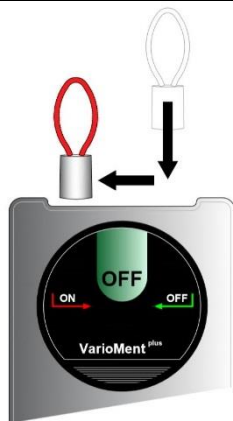
Short instruction

AAL Profiline door guard VarioMent plus

Assembly on a door handle



Switch ON / OFF (activate / deactivate) only possible with magnetic key (red loop)!



DEACTIVE! OFF

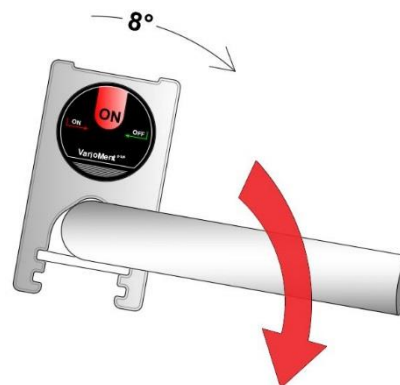
Everybody can go through the door without activating an alarm.

ACTIV! ON

If somebody presses down the door handle, an alarm will be given to the VarioRec receiver and therefore to the nurse call system.

First use and connecting with receiver

Before using the door guard the first time, pull off the battery stripe at the backside.



Set the receiver into the programming mode for connecting it with the door guard (look at the receiver manual).

Now tilt the door guard once to the right or left.



**This manual gives a short overview for connecting and using the door guard.
 For more information please look into instruction manual!**